

# *Emergency Management*

## WEEKLY NEWSLETTER

EOC News

JULY 11TH, 2024

### *Emergency Readiness for At-Risk Communities*



Certain demographic groups may encounter heightened physical and emotional obstacles in the face of a disaster. These vulnerable groups include older adults, children, individuals with disabilities, and individuals with chronic health conditions.

Disasters pose a multitude of risks, spanning from property destruction and flooding to health dangers and disruptions in medication accessibility, especially impacting older adults. Tips for seniors during disasters include establishing a support network, ensuring self-sufficiency with supplies and

a safe room, preparing an emergency kit, assembling a "go bag" for evacuation, and strengthening home defenses against potential damage.

To help children cope with storm-related anxiety, consider the following strategies:

- Create a Family Emergency Plan with children's involvement:
  - Ensure children know emergency contacts and their phone numbers.
  - Involve children in reviewing and preparing the emergency kit. Let kids assemble their own severe weather kit with items like clothing, favorite toys, security items, and activities to keep them occupied.
- Provide age-appropriate information about severe weather that impacts your area using simple language.
- Encourage children to ask questions and acknowledge their feelings.
- There are also preparedness games and activities on [ready.gov](https://www.ready.gov) that can assist parents and caregivers with helping children ready themselves for all types of severe weather.

In case of a disaster, would you be able to cope independently for several days? Following a disaster, access to medical facilities and pharmacies might be restricted. It is crucial to plan for your daily requirements and anticipate potential limitations or shortages.

Here are some essential planning steps to consider:

- Create a support network of individuals who can aid you during a disaster.
- Keep a contact list in a waterproof container in your emergency kit and on your electronic devices; also keep all important personal documents in the waterproof container should anything happen to your electronic devices.
- Inform your support network about the whereabouts of your emergency provisions.
- Arrange for accessible transportation that may be needed for evacuation or mobility after a disaster.
- Franklin county offers Evacuation Transportation Assistance, and you can apply through the county's emergency management website: <https://www.franklinemergencymanagement.com/evac-transportation/>
- Franklin County provides a voluntary registry for individuals with disabilities to receive targeted assistance during emergencies.

If you use medical equipment at home that relies on electricity, consult your healthcare provider to discuss methods for maintaining functionality during power outages. Organize and safeguard your prescription medications, over-the-counter drugs, and vitamins to prepare for unforeseen circumstances. Wear medical alert tags or bracelets and store relevant medical information on your electronic devices. For individuals with communication disabilities, carry printed communication cards or store information on devices to assist first responders in effective communication.



## *Emergency Management Staff, Volunteers, & Stakeholders*

*Shining a spotlight on the people who make this agency function.*



Franklin County Road Department is another one first on the roadways after a storm hits. They help clear the debris from the roadways. Their dedication and swift response are crucial in maintaining safety and normalcy for the community. After ensuring the roads are clear and safe, they often assist in repairing potholes and other roadway damage caused by the storm. The team works tirelessly, often in challenging weather conditions, to restore order and prevent any further disruptions. Their hard work and commitment do not go unnoticed by residents, who rely on their expertise and efficiency to navigate safely during and after severe weather events.

### *Florida 511*

The FL511 system serves as the official traffic and travel information platform for the state of Florida. Administered by the Florida Department of Transportation (FDOT), the Florida 511 (FL511) Advanced Traveler Information System (ATIS) is designed to furnish data regarding traffic congestion, accidents, road construction, maintenance activities, and estimated travel times on interstates, toll facilities, and various key routes across Florida. By equipping drivers with this information, FL511 empowers them to make informed decisions about their travel itineraries, thereby promoting safer and more efficient traffic flow. FL511 operates around the clock, every day of the week, to deliver real-time updates on transportation services and road conditions statewide. An invaluable feature of this system is its integration of weather radar and forecasts, which can be instrumental in guiding evacuation procedures during times of mandatory evacuation orders. The FL511 mobile app is available free on [Google Play](#) and the [Apple App Store](#) or scan the QR Code to download the app.



*Google Play*



Apple Store

### *Warnings and Watches: Do you know the Difference?*



The National Weather Service (NWS) frequently issues **watches** and **warnings** to notify residents about severe weather conditions and the need for protective actions. A **watch** indicates the possibility of a weather event, whereas a **warning** signifies that the event is anticipated to impact the area. It is essential to discern between the two and respond accordingly. During a **watch**,

individuals should remain informed and ready by checking emergency supplies, securing outdoor belongings, and reviewing evacuation strategies. Conversely, when a **warning** is in effect, immediate protective measures are imperative. Residents must seek shelter in a secure location, adhere to directives from local authorities, and avoid unnecessary travel. Preparedness plays a pivotal role in ensuring safety and mitigating risks during such events. By maintaining vigilance and readiness, both individuals and communities can effectively navigate adverse weather conditions and emerge from the situation stronger.

### See What We Are Up To

*A glance at the projects that each staff member and prominent volunteer is undertaking.*

- Jennifer Daniels, the Director, is diligently working on drafting a Request for Proposal (RFP) for Debris Monitoring and Debris Removal, while also updating our directories.
- Amanda Anthony, the Coordinator, is currently working the budget and overseeing the finalization of financial reports pertaining to EOC grants.
- Jessica Lockhart, the SPN Coordinator, has started her training in her new position.
- Tim Keith-Lucas, the Operations Chief, is refining our checklists to ensure comprehensive hurricane preparedness, updating our communications plan, and applying for the CERT Grant.
- Scott Bush, the Quartermaster, is currently reorganizing the EOC trailers to accommodate a wider array of events and coordinating the organization of the Hangar.
- Judi Ring, the CERT President, is developing educational materials to raise awareness about the CERT program among the public, updating our event schedule, and applying for the CERT Grant.
- Rob Zingarelli, the Lead Radio Operator, is concentrating on the radio wiring setup within the command trailer.
- Patricia Blutworth, the Inventory Manager, is in the process of consolidating equipment from various areas within the EOC to both the command trailer and its supporting trailer.
- Allen Sanders, the Groundskeeper, has resumed grounds maintenance activities in preparation for the forthcoming summer season and is currently maintaining chainsaws.
- The team eagerly awaits the review and approval of the new building plans by the state Office of Environmental and Historic Preservation.






### Upcoming Events

Event	Description	Date	Time	Location
LMS & Stakeholders Meeting	Quarterly Local Mitigation Strategy Meeting	July 17, 2024	10:00 AM	EOC 28 Airport Rd, Apalachicola
-	-	-	-	-

---

Weather Outlook


---

	<u>Wed, 10 July</u>	<u>Thurs, 11 July</u>	<u>Fri, 12 July</u>	<u>Sat, 13 July</u>	<u>Sun, 14 July</u>
<b>Weather</b>					
	Partly Cloudy	Mostly Cloudy	Partly Cloudy	PM Thunderstorms	Scattered Thunderstorms
<b>Temp. (F)</b>	<b>78/90</b>	<b>77 / 90</b>	<b>78 / 93</b>	<b>78 / 91</b>	<b>79/ 91</b>

EOC Tip of the Week

*Generator Safety:*

- **Placement:** Position outdoors, at least 20 feet away from doors and windows.
- **Fuel:** Utilize the recommended fuel type and store it securely.
- **Grounding:** Follow the specified grounding instructions diligently.
- **Moisture:** Keep the generator dry and shielded from wet environments.
- **Electrical Appliances:** Refrain from using wet electrical equipment.
- **Moreover,** ensure selecting an appropriately sized generator to prevent overloading the circuit breaker.



Let Us Know What You Think

Address

28 Airport Road  
Apalachicola, FL 32320

Phone

(850) 653-8977

Email

[emfranklin@franklinemergencymanagement.com](mailto:emfranklin@franklinemergencymanagement.com)

Website

[www.franklinemergencymanagement.com](http://www.franklinemergencymanagement.com)

Social Media

Facebook:

<https://www.facebook.com/FranklinEOC>

Office Hours

Monday - Friday  
0830 - 1630

